



**General labelling guideline
for the use of the
„INSPECTED QUALITY“ labelling**





Content

1	Purpose and scope of the labelling	3
2	Terms of use	3
3	Graphical presentation of the INSPECTED QUALITY labelling.....	3
4	Use of the INSPECTED QUALITY label.....	4
5	Termination of the right to use INSPECTED QUALITY label.....	4
6	Protective tariff	5
7	Flow chart	6

Imprint

Media owner and editor:
OETI - Institute for Ecology, Technology and Innovation
Siebenhirtenstrasse 12A, Objekt 8,
1230 Vienna,
Austria

Place of origin: Vienna
Publisher+print: Own copy system

Edition: 07/2021



1 Purpose and scope of the labelling

The INSPECTED QUALITY label creates the ability to mark products, services, production processes, production sites with the INSPECTED QUALITY label checked by OETI in order to demonstrate to business partners and consumers that the requirements are defined in a specific INSPECTED QUALITY standard intended for this purpose are fulfilled. With this guideline, OETI specifies requirements and terms of use for the INSPECTED QUALITY Label.

2 Terms of use

- The use of the INSPECTED QUALITY label is only permitted if the specified parameters of the specific INSPECTED QUALITY standard are met, and a positive test report is available.
- The protective fee for the INSPECTED QUALITY marking has been paid.

The validity of the labelling authorization is specified in the specific labelling guidelines. For the further awarding of the marking authorization the above-mentioned conditions must be fulfilled.





3 Graphical presentation of the INSPECTED QUALITY labelling



The INSPECTED QUALITY label consists of the graphic elements ring and the OETI logo, the inscriptions INSPECTED QUALITY, the test number with the prefixed letter no. and the indication of the monitored property.



3.1 Colours

	Pan 7690 C/Pan 641 U C100/M40/Y10/K0 R69/G117/B180		Pan 7489 C / Pan 368 U C60/M10/Y80/K0 R110/G181/B89
	Pan 319 C / Pan 319 U C70/M0/Y10/K0 R41/G172/B222		Pan 7465 C / Pan 3258 U C70/M0/Y40/K0 R96/G184/B150

3.2 Layout requirements

- The INSPECTED QUALITY label must be completely visible, and it is not allowed to be changed graphically, textually or in colour.
- The minimum size for the INSPECTED QUALITY label is 35 mm in diameter. The letters must be clearly readable.

OETI is entitled to change the layout of the INSPECTED QUALITY label. In the case of a change the user of the license is obliged to use the new presentation after a reasonable transition period. OETI is obliged to inform the user of the INSPECTED QUALITY label about the change and to provide the newly designed label in electronic form.

4 Use of the INSPECTED QUALITY label

The INSPECTED QUALITY Label

- May be used on the product, on the packaging material of the product, in technical data sheets of the product, in PR- materials and on the website.
- May only be used to identify the product being tested and it must be clear in the presentation for which product the marking applies.
- May only be used in the manner described under point 3.

The IS-OETI INSPECTED label must always be used in the colour variant.

5 Termination of the right to use INSPECTED QUALITY label

The marking authorization expires

- if the requirements of the labelling guideline are no longer fulfilled
- if during the monitoring the results of the initial type-examination are not confirmed



- the use of the INSPECTED QUALITY label is done in a manner that it is not conform with the labelling guideline
- the protective tariff according to point 6 has not been paid.

6 Protective tariff

For the use of the INSPECTED QUALITY label an annual fee of € 100,00 must be paid. The ÖTI reserves the right to adjust the amount of the protective fee.

7 Flow chart

